UNIT HEATER SCHEDULE

SYM	MBH	CFM	HP	VOLT	DESCRIPTION
UH-1	80.0	1120	1/20 *	120V.	REZNOR UA-100
UH-2	40.0	620	20MHP*	120V	REZNOR UA-50
UH-3	80.0	1120	1/20 *	120V	REZNOR UA-100
UH-4	28.0	520	1/85 *	120V	REZNOR UA-35
UH-5	28.0	520	1/85 *	120V	REZNOR UA-35
UH-6	60.0	785	1/40 *	120V	REZNOR UA-75
UH-7	60.0	785	1/40 *	120V	REZNOR UA-75
UH-8	60.0	785	1/40 *	120V	REZNOR UA-75
UH-9	80.0	1120	1/20 *	120V	REZNOR UA-100
UH-10	40.0	620	20MHP*	120V	REZNOR UA-50
UH-11	28.0	520	1/85 *	120V	REZNOR UA-35
UH-12	60.0	785	1/40 *	120V	REZNOR UA-75
UH-13	28.0	520	1/85 *	120V	REZNOR UA-35
UH-14	60.0	785	1/40 *	120V	REZNOR UA-75
UH-15	60.0	785	1/40 *	120V	REZNOR UA-75
UH-16	60.0	785	1/40 *	120V	REZNOR UA-75
UH-17	60.0	785	1/40 *	120V	REZNOR UA-75
UH-18	120.0	2160	1/8 *	120V	REZNOR XA-150
UH-19	120.0	2160	1/8 *	120V	REZNOR XA-150
UH-20	40.0	620	20MHP*	120V	REZNOR UA-50
UH-21	60.0	785	1/40*	120V	REZNOR UA-75

* PLUS POWER FLUE VENTER
ALL UNIT HEATERS TO BE EQUIPPED W/ POWER VENTERS & VERTICAL LOUVERS.

MAKE-UP AIR UNIT SCHEDULE

SYM	MBH	CFM	ESP	%O.A	FAN HP	VOLT	REMARKS
MAU-1	320.0	3100	.7	100%	3/4	480V/3ϕ	REZNOR RPVJ-400 w/ PREFAB CURB

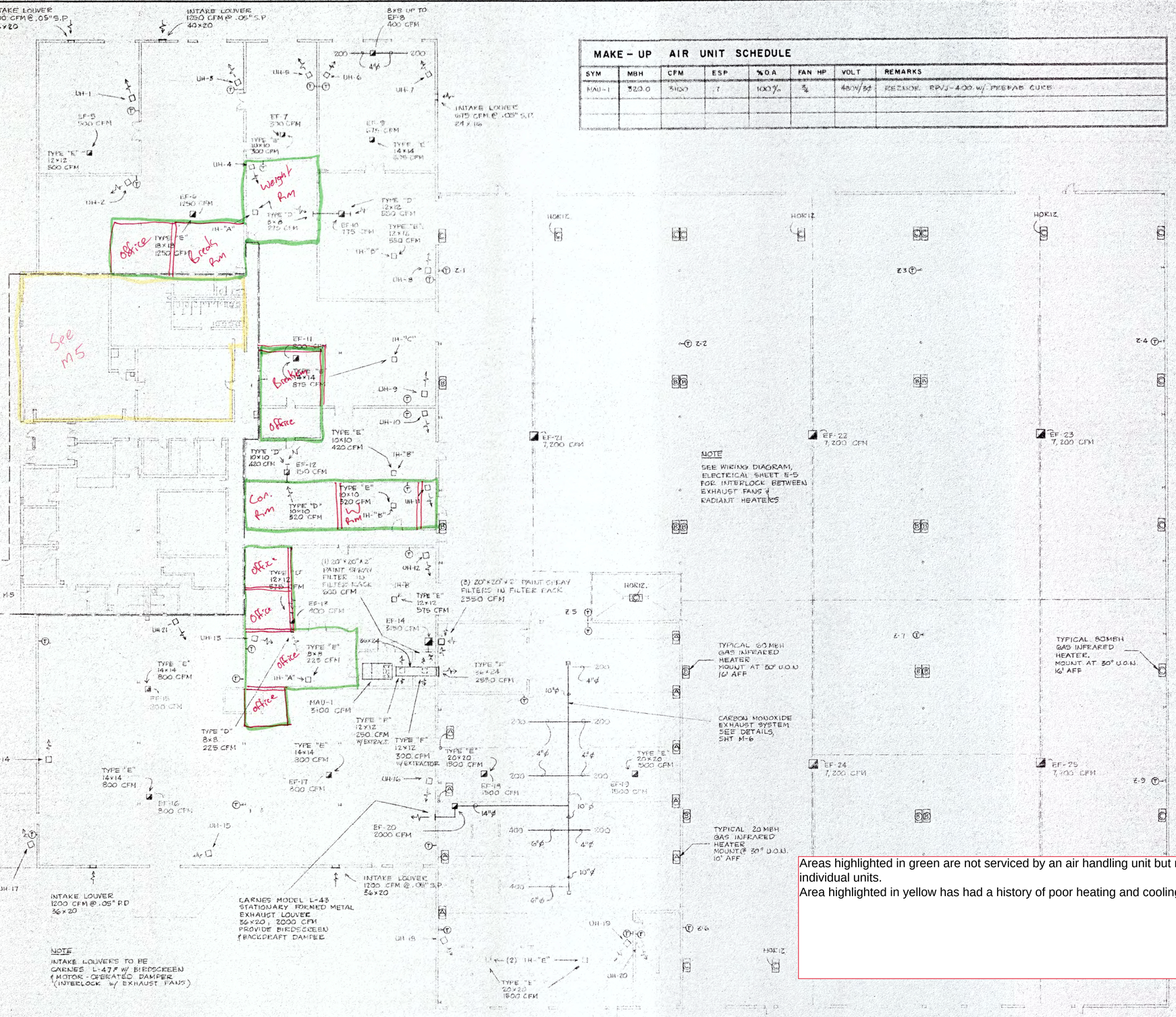

NOTE
SEE WIRING DIAGRAM, ELECTRICAL SHEET E-5 FOR INTERLOCK BETWEEN EXHAUST FANS & RADIANT HEATERS

NOTE
INTAKE LOUVERS TO BE CARNES L-47F W/ BIRDSCREEN & MOTOR-OPERATED DAMPER (INTERLOCK W/ EXHAUST FANS)

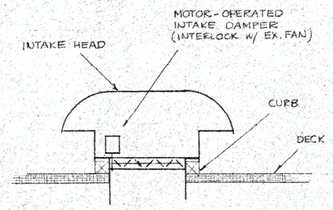

INTAKE HEAD DETAILS
NO SCALE

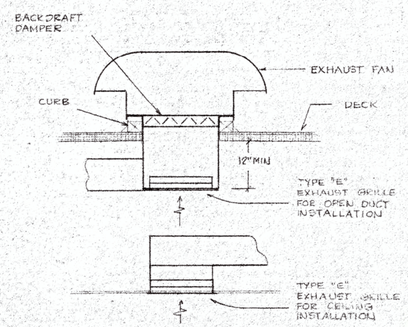

EXHAUST FAN DETAILS
NO SCALE

STORAGE, SHOP & MAINTENANCE AREAS
MECHANICAL PLAN
SCALE: 1/16" = 1'-0"

Areas highlighted in green are not serviced by an air handling unit but rather individual units.
Area highlighted in yellow has had a history of poor heating and cooling.

KENNETH N. HOOKER ASSOCIATES
ARCHITECTS MICHIGAN BUILDING MUSKEGON, MICHIGAN A-1-A

H. A. STRUM & ASSOCIATES
CONSULTING ENGINEERS
307 CENTER STREET NORTH MUSKEGON, MICHIGAN

CITY OF MUSKEGON
PUBLIC SERVICE BUILDING
MUSKEGON, MICHIGAN

DATE
17 JUNE, 1971

FILE NO.
B-143

SHEET NO.
M-4

GRILLE & DIFFUSER SCHEDULE

TYPE	DESCRIPTION
A	CARNES KSA-40 ADJUSTABLE PATTERN CEILING SUPPLY DIFFUSER 4-WAY PATTERN, OPPOSED BLADE VOLUME CONTROL OFF-WHITE ENAMEL FINISH. NOTE: USE KS-40 ON ALL INTERIOR ZONES.
B	SAME AS TYPE "A" EXCEPT 3-WAY PATTERN (4-WAY APPEARANCE; BLANK OFF ONE QUADRANT)
C	CARNES 6755 RETURN AIR GRILLE OFF-WHITE ENAMEL FINISH
D	CARNES MODEL 600 SIDEWALL RETURN AIR REGISTER w/ HORIZONTAL BLADES (600H) OPPOSED BLADE VOLUME CONTROL OFF-WHITE ENAMEL FINISH
E	CARNES MODEL 650H GRILLE FOR SUPPLY & EXHAUST SUPPLY FRAMES AS REQUIRED FOR CEILING OR OPEN DUCT ATTACHMENT OFF-WHITE ENAMEL FINISH
F	CARNES MODEL 200 SUPPLY AIR DOUBLE-DEFLECTION DIFFUSER w/ VERTICAL BLADES (200V) OPPOSED-BLADE VOLUME CONTROL OFF-WHITE ENAMEL FINISH

AIR HANDLING UNIT SCHEDULE

SYMB	HTG. MBH	CLG. NOM. TNS.	CFM	ESP	% O.A.	FAN HP	VOLT	LUXAIRE NO.	COOLING EQUIPMENT	REMARKS
AHU-1	40 OUT	5	2100	1/2"	10	3/4	AHU-240 CCU-480	MSU 165 UB	WESTINGHOUSE ECU-601 CCU WESTINGHOUSE DCS-602 COIL	
AHU-2	35 OUT	2	800	1/2"	10	1/6	AHU-120 CCU-	GSU 082 D		
AHU-3	34 OUT	4	1710	1/2"	10	1/2	AHU-120 CCU-480	MSU 137 TA	WESTINGHOUSE ECU 481-1 CCU WESTINGHOUSE DCS-482 COIL	
AHU-4	22 OUT	3	1200	1/2"	10	1/3	AHU-120 CCU-480	MSU 092 RA	WESTINGHOUSE ECU-241 CCU WESTINGHOUSE SL-056-C COIL	
AHU-5	175 OUT	—	1990	1/2"	30	3/4	240	SSL 220M	NONE	*

INTAKE HEAD SCHEDULE

SYMB	CFM *	SP *	VEL. *	DESCRIPTION
IH-"A"	250	.05	600	CARNES MODEL LIA SIZE 8, w/ BIRDSCREEN
IH-"B"	600	.05	600	CARNES MODEL LIA SIZE 12, w/ BIRDSCREEN
IH-"C"	800	.05	600	CARNES MODEL LIA SIZE 14, w/ BIRDSCREEN
IH-"D"	1000	.05	600	CARNES MODEL LIA SIZE 16, w/ BIRDSCREEN
IH-"E"	1500	.05	600	CARNES MODEL LIA SIZE 20, w/ BIRDSCREEN

*MAXIMUM

EXHAUST FAN SCHEDULE

SYMB	CFM	SP	RPM	HP	VOLT	DESCRIPTION
EF-1	450	1/8"	1550	1/20	120V	CARNES ERDA-9-F2
EF-2	700	1/8"	1550	1/12	120V	CARNES ERDA-10-H2
EF-3	600	1/8"	1550	1/20	120V	CARNES ERDA-9-F2
EF-4	800	1/8"	1550	1/12	120V	CARNES ERDA-10-H2
EF-5	500	1/8"	880	1/6	120V	CARNES TGB-10-A
EF-6	1250	1/8"	1200	1/6	120V	CARNES TGB-12-B
EF-7	300	1/8"	700	1/8	120V	CARNES TGB-10-A
EF-8	400	2 1/2"	—	3/4	480V	AMMERMAN #92D DRT
EF-9	675	1/8"	1025	1/8	120V	CARNES TGB-10-A
EF-10	775	1/8"	1140	1/6	120V	CARNES TGB-10-A
EF-11	800	1/8"	1160	1/8	120V	CARNES TGB-10-A
EF-12	750	1/8"	1110	1/8	120V	CARNES TGB-10-A
EF-13	800	1/8"	1160	1/3	120V	CARNES TGB-10-A
EF-14	3150	1 1/2"	1960	3/4	480V	CHELSEA RUBDX 20HA
EF-15	800	1/8"	1160	1/8	120V	CARNES TGB-10-A
EF-16	800	1/8"	1160	1/8	120V	CARNES TGB-10-A
EF-17	800	1/8"	1160	1/3	120V	CARNES TGB-10-A
EF-18	1500	1/8"	1060	1/4	120V	CARNES TGB-14-C
EF-19	1500	1/8"	1060	1/4	120V	CARNES TGB-14-C
EF-20	2000	2 1/4"	2520	1 1/2	480V	AMMERMAN LWS-135P
EF-21	7200	1/8"	430	3/4	480V	CARNES AXB-5-36D
EF-22	7200	1/8"	430	3/4	480V	CARNES AXB-5-36D
EF-23	7200	1/8"	430	3/4	480V	CARNES AXB-5-36D
EF-24	7200	1/8"	430	3/4	480V	CARNES AXB-5-36D
EF-25	7200	1/8"	430	3/4	480V	CARNES AXB-5-36D

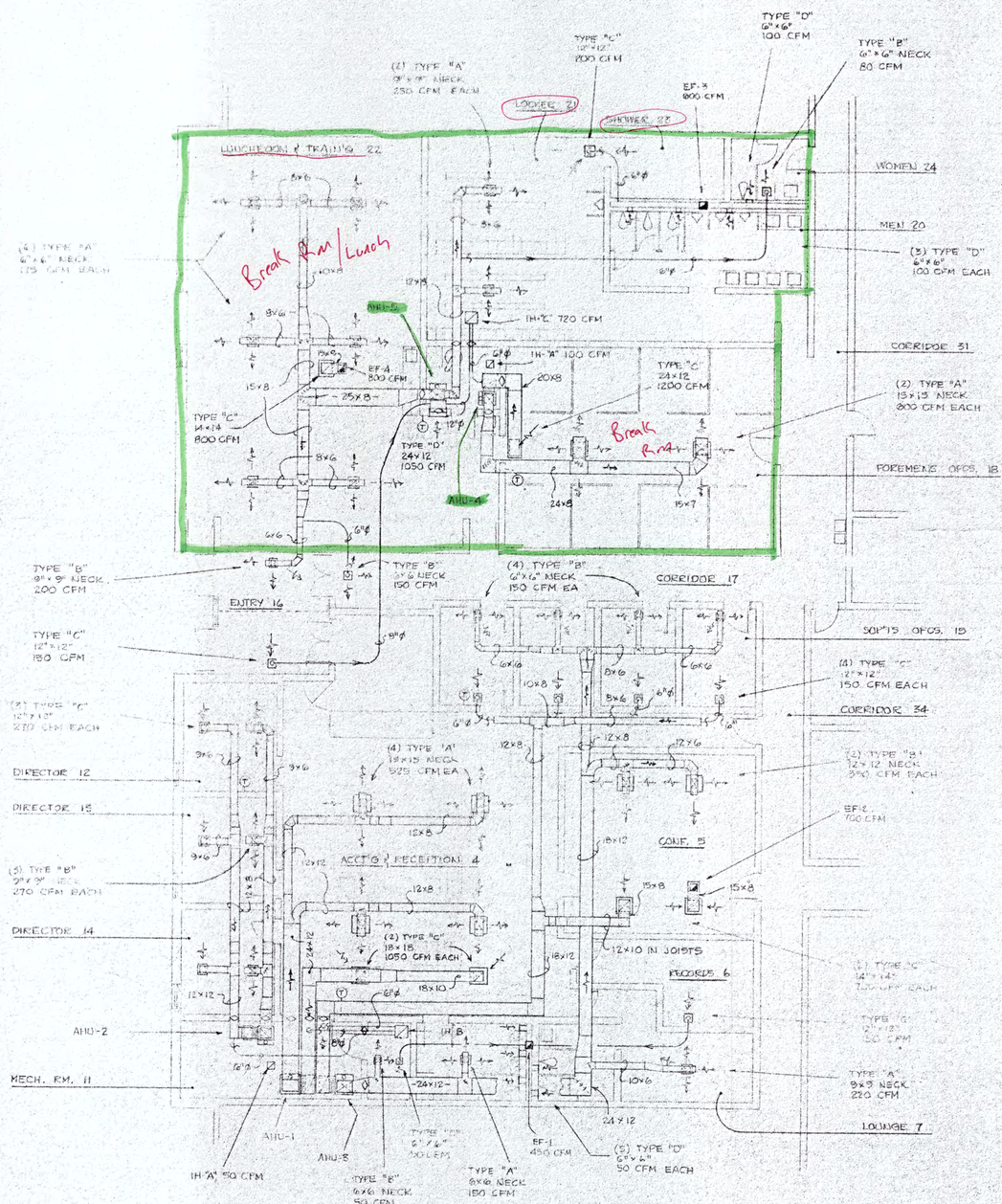

ADMINISTRATION & OFFICE AREA MECHANICAL PLAN

SCALE: 1/8"=1'-0"

KENNETH N. HOOKER ASSOCIATES
ARCHITECTS MICHIGAN BUILDING MUSKEGON, MICHIGAN A-I-A

H. A. STRUM & ASSOCIATES
CONSULTING ENGINEERS
307 CENTER STREET NORTH MUSKEGON, MICHIGAN

MUSKEGON
CITY OF
PUBLIC SERVICE BUILDING
MUSKEGON, MICHIGAN

DATE
17 JUNE, 1971

FILE NO.
B-143

SHEET NO.
M-5